

Introducing Your New Wells Fargo Trust and Investment Statement

# Your Account Information Simply Stated

We are pleased to introduce your new easy-to-read statement. It provides an overview of your account and a complete list of all assets, recent transactions and portfolio change information. It is organized to display summary information first with supporting details on subsequent pages. The statement also provides market commentary and several graphical analyses of your portfolio. This guide will familiarize you with the content and format of your statement. If you would like additional account information or clarification of any item in your statement, please contact your relationship manager.



BRANCH NAME XXXXX XXXXX XXXXX XXXXX XXXX  
 BRANCH NAME 2 XXXXX XXXXX XXXXX XXXXX XXXX  
 ADDRESS XXXXX XXXXX XXXXX XXXXX XXXXX XXXX  
 ADDRESS 2 XXXXX XXXXX XXXXX XXXXX XXXXX XXXX  
 CITY STATE ZIP

99999.9999.999

Period Covered: January 1, 2010 - January 31, 2010

Account Number 999999999999

---

Total Account Value: **\$99,999,999.99**

---

WELLS FARGO BANK, N.A.  
 ACCOUNT STATEMENT FOR:  
 ACCOUNT NAME XXXX XXXX XXXX XX

---


**RELATIONSHIP TEAM**

Mary Jones, Relationship Manager (999) 999-9999  
maryjones@wellsfargo.com  
 Tom Smith, Investment Officer (999) 999-9999  
tom.smith@wellsfargo.com

---

**TABLE OF CONTENTS**

Consolidated Account List	2
Account Summary	3
Asset Allocation	3
Account Reconciliation	4
Cash Summary	4
Realized Gain/Loss Summary	4
Income Summary	4
Asset Summary	5
Fixed Income Analysis	7
Equity Analysis	9
Asset Detail	11
Liability Detail	20
Transaction Detail	21
Wells Fargo Bank Fees	27
Realized Gain/Loss Detail	28
Unsettled Trades	29
Cash Sweep Activity Detail	29
Common Trust Fund Cost Basis Adjustment Summary	29
Disclosure Messages	30

**1** 

RECIPIENT NAME XXXXX XXXXX XXXXX XXXX  
 ADDRESS XXXXX XXXXX XXXXX XXXXX XXXX  
 ADDRESS XXXXX XXXXX XXXXX XXXXX XXXX  
 CITY STATE ZIP

ACCOUNT NAME XXXXX XXXXX XXXXX  
 NAME XXXXX XXXXX XXXXX XXXXX XXXXX X  
 NAME XXXXX XXXXX XXXXX XXXXX XXXXX X  
 NAME XXXXX XXXXX XXXXX XXXXX XXXXX X  
 NAME XXXXX XXXXX XXXXX XXXXX XXXXX X


**NEW STATEMENT ENHANCEMENTS**

We're pleased to announce the following features, which are new to your Investment Management & Trust statement.

- The Account Summary section has been simplified and Year-to-Date information is now available. For more details, please refer to the following pages.
- Your statement has adopted a new look used exclusively for clients of Wells Fargo Private Bank. This is one of the first of a series of account statements that will be updated with this exclusive treatment. As a client of The Private Bank, your statement now includes the contact information for The Private Bank Service Team, which is dedicated solely to servicing the banking and investment needs of clients of The Private Bank. The Private Bank Service Team can be reached toll-free, 24 hours a day, 7 days a week, at (999) 999-9999.

## Introductory Page

- The introductory page includes your address, account name, account number and current total account value. A table of contents directs you to specific account information in the statement. Refer to the timely notices for updates on relevant account and service information. For your convenience, the names, emails and phone numbers of your relationship team are listed. Please notify them if you have any changes or updates.



Consolidated Account Statement For:  
 ACCOUNT SHORT NAME XXXX XXXX XXXX XXX

Period Covered: January 1, 2010 - January 31, 2010

Account Number 999999999999

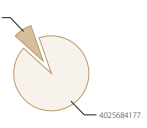
**2 CONSOLIDATED ACCOUNT LIST**

This consolidated statement contains, as applicable, the asset, liability, and transaction detail for the following accounts:

Account Number	Account Name	Account Value as of 12/31/09	Net Change This Period	Account Value as of 01/31/10	Cost Basis	Unrealized Gain/Loss
999999999999	ACCOUNT LONG NAME XXXXX XXXXX XXXXX NAME XXXXX XXXXX XXXXX XXXXX XXXXX X NAME XXXXX XXXXX XXXXX XXXXX XXXXX X NAME XXXXX XXXXX XXXXX XXXXX XXXXX X NAME XXXXX XXXXX XXXXX XXXXX XXXXX X	\$9,999,999,999.99	\$9,999,999,999.99	\$9,999,999,999.99	\$9,999,999,999.99	\$9,999,999,999.99
999999999999	ACCOUNT LONG NAME XXXXX XXXXX XXXXX NAME XXXXX XXXXX XXXXX XXXXX XXXXX X NAME XXXXX XXXXX XXXXX XXXXX XXXXX X NAME XXXXX XXXXX XXXXX XXXXX XXXXX X	9,999,999,999.99	-9,999,999,999.99	9,999,999,999.99	999,999.99	9,999,999,999.99
999999999999	CONSOLIDATED ACCOUNT LONG NAME XXX NAME XXXXX XXXXX XXXXX XXXXX XXXXX X NAME XXXXX XXXXX XXXXX XXXXX XXXXX X NAME XXXXX XXXXX XXXXX XXXXX XXXXX X NAME XXXXX XXXXX XXXXX XXXXX XXXXX X	9,999,999,999.99	9,999,999,999.99	9,999,999,999.99	999,999.99	9,999,999,999.99
999999999999	<b>Consolidated Account Total</b>	<b>\$99,999,999,999.99</b>	<b>\$99,999,999,999.99</b>	<b>\$99,999,999,999.99</b>	<b>\$999,999.99</b>	<b>\$99,999,999,999.99</b>

**3 RELATIONSHIP SUMMARY**

Account Number	% Allocation
4025684177	89.73%
4025878930	10.21%
	100%



Percentage of total market value by account. Accounts representing less than 1% of the total relationship are combined in a single segment. Percentages may not be exact due to rounding.

## Consolidated Account List

- If you receive a consolidated statement, this section displays the account number, account name, previous balance, net change, current balance, cost basis and unrealized gain/loss for each account included in the statement.

## Relationship Summary

- The Relationship Summary shows the percentage of the total market value by account and is illustrated with a pie chart.

Together we'll go far





Account Statement For:  
ACCOUNT SHORT NAME XXXX XXXX XXXX

Period Covered: January 1, 2010 - January 31, 2010  
Account Number 999999999999

## 12 ASSET SUMMARY

	Account Value As of 01/31/10	% of Assets	Unrealized Gains/Loss	Estimated Annual Income	Accrued Income
<b>Cash &amp; Equivalents</b>					
Money Market	\$9,999,999,999.99	99.99%	0.000,000,000.00	\$99,999,999.99	\$99,999,999.99
<b>Total Cash &amp; Equivalents</b>	<b>\$99,999,999,999.99</b>	<b>99.99%</b>	<b>\$99,999,999,999.99</b>	<b>\$99,999,999.99</b>	<b>\$99,999,999.99</b>
<b>Equities</b>					
Consumer Discretionary	\$9,999,999,999.99	99.99%	\$9,999,999,999.99	\$99,999,999.99	\$99,999,999.99
Energy	0.000,000,000.00	0.00%	0.000,000,000.00	00,000,000.00	00,000,000.00
Financials	0.000,000,000.00	0.00%	0.000,000,000.00	00,000,000.00	00,000,000.00
Industrials	0.000,000,000.00	0.00%	0.000,000,000.00	00,000,000.00	00,000,000.00
International Equities	0.000,000,000.00	0.00%	0.000,000,000.00	00,000,000.00	00,000,000.00
<b>Total Equities</b>	<b>\$9,999,999,999.99</b>	<b>99.99%</b>	<b>\$9,999,999,999.99</b>	<b>\$99,999,999.99</b>	<b>\$99,999,999.99</b>
<b>Total Assets</b>	<b>\$99,999,999,999.99</b>	<b>99.99%</b>	<b>\$99,999,999,999.99</b>	<b>\$99,999,999.99</b>	<b>\$99,999,999.99</b>
<b>Total Income</b>	<b>\$99,999,999,999.99</b>				
<b>Total Principal</b>	<b>\$9,999,999,999.99</b>				

## Asset Summary

12 The **Asset Summary** categorizes the account holdings by asset type and provides period-ending balances, the percent of total assets, unrealized gains or losses, and estimated annual income for each asset type. Accrued income is listed if the account is set to show accruals. For accounts having separate Principal and Income portfolios, there is a summary of the total value in each at the end of the asset summary.

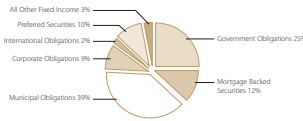


Account Statement For:  
ACCOUNT SHORT NAME XXXX XXXX XXXX

Period Covered: January 1, 2010 - January 31, 2010  
Account Number 999999999999

## 13 FIXED INCOME ANALYSIS

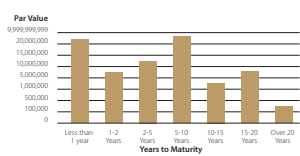
Fixed Income by Type	Market Value As of 01/31/10	% of Fixed Income
Government Obligations	\$9,999,999,999.99	99.99%
Mortgage Backed Securities	0.000,000,000.00	0.00%
Municipal Bonds	0.000,000,000.00	0.00%
Corporate Obligations	0.000,000,000.00	0.00%
International Obligations	0.000,000,000.00	0.00%
Preferred Securities	0.000,000,000.00	0.00%
All Other Fixed Income	0.000,000,000.00	0.00%
<b>Total Fixed Income</b>	<b>\$99,999,999,999.99</b>	<b>100%</b>



Percentages may not be exact due to rounding. Amounts less than .50 are not displayed on graphs.

### Bond Maturity Schedule

Par Value	% of Par Value	Market Value As of 01/31/10
Less than 1 year	99.99%	\$9,999,999,999.99
1-2 Years	0.00%	0.000,000,000.00
2-5 Years	0.00%	0.000,000,000.00
5-10 Years	0.00%	0.000,000,000.00
10-15 Years	0.00%	0.000,000,000.00
15-20 Years	0.00%	0.000,000,000.00
Over 20 Years	0.00%	0.000,000,000.00
<b>Total</b>	<b>100%</b>	<b>\$99,999,999,999.99</b>



Percentages may not be exact due to rounding.

## Fixed Income Analysis

13 The **Fixed Income Analysis** is presented when an account has more than one type of fixed income investment:

**Fixed Income by Type** shows a quantitative and graphical display of fixed income investments by type.

**Bond Maturity Schedule** categorizes and summarizes bonds held in the account by remaining years to maturity. Data is presented numerically and graphically.

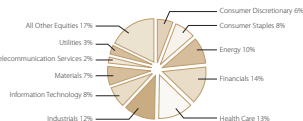


Account Statement For:  
ACCOUNT SHORT NAME XXXX XXXX XXXX

Period Covered: January 1, 2010 - January 31, 2010  
Account Number 999999999999

## 14 EQUITY ANALYSIS

Industry Sector Analysis	Market Value As of 01/31/10	% of Equities
Consumer Discretionary	\$9,999,999,999.99	99.99%
Consumer Staples	0.000,000,000.00	0.00%
Energy	0.000,000,000.00	0.00%
Financials	0.000,000,000.00	0.00%
Health Care	0.000,000,000.00	0.00%
Industrials	0.000,000,000.00	0.00%
Information Technology	0.000,000,000.00	0.00%
Materials	0.000,000,000.00	0.00%
Telecommunication Services	0.000,000,000.00	0.00%
Utilities	0.000,000,000.00	0.00%
All Other Equities	0.000,000,000.00	0.00%
<b>Total Equities</b>	<b>\$9,999,999,999.99</b>	<b>100%</b>



Percentages may not be exact due to rounding. Amounts less than .50 are not displayed on graphs.

### Largest Individual Equities

Asset Description	Industry Sector	Quantity	Market Value As of 01/31/10	% of Sector	% of Equities	% of Assets
FLANESZFL - FRCSTIN CO COM	Energy	0.000,000,000.00	\$0.000,000,000.00	0.00%	0.00%	0.00%
AMERICAN EXPRESS CO	Financials	0.000,000,000.00	0.000,000,000.00	0.00%	0.00%	0.00%
BRISTOL MEYERS SQUIBB CO	Health Care	0.000,000,000.00	0.000,000,000.00	100	0.00%	0.00%
ASSET SHORT NAME XXXX XXXX XXXX XXXX	Materials	0.000,000,000.00	0.000,000,000.00	0.00%	0.00%	0.00%
36 CHARACTERS XXXX XXXX XXXX XXXX XXXX	Other	0.000,000,000.00	0.000,000,000.00	0.00%	0.00%	0.00%
XXXX XXXX XXXX XXXX XXXX XXXX XXXX	Energy	0.000,000,000.00	0.000,000,000.00	0.00%	0.00%	0.00%
XXXX XXXX XXXX XXXX XXXX XXXX XXXX	Utilities	0.000,000,000.00	0.000,000,000.00	0.00%	0.00%	0.00%
XXXX XXXX XXXX XXXX XXXX XXXX XXXX	Telecommunication Services	0.000,000,000.00	0.000,000,000.00	0.00%	0.00%	0.00%
XXXX XXXX XXXX XXXX XXXX XXXX XXXX	Consumer Staples	0.000,000,000.00	0.000,000,000.00	0.00%	0.00%	0.00%
XXXX XXXX XXXX XXXX XXXX XXXX XXXX	Materials	0.000,000,000.00	0.000,000,000.00	0.00%	0.00%	0.00%
<b>Total Largest Individual Equities</b>			<b>\$9,999,999,999.99</b>	<b>99.99%</b>	<b>99.99%</b>	<b>99.99%</b>

## Equity Analysis

14 The **Equity Analysis** is presented when an account has equity investments in more than one industry sector or at least one individual equity:

**Industry Sector Analysis** presents a quantitative and graphical display of equities by industry sector type.

**Largest Individual Equities** lists the 10 largest individual equity holdings in order of market value.



Account Statement For:  
ACCOUNT SHORT NAME XXXX XXXX XXXX XXX

Period Covered: January 1, 2010 - January 31, 2010  
Account Number 99999999999

**15 ASSET DETAIL**

ASSET DESCRIPTION	QUANTITY	PRICE	MARKET VALUE AS OF 01/31/10	COST BASIS	UNREALIZED GAIN/LOSS	ESTIMATED ANNUAL INCOME	CURRENT YIELD
<b>Cash &amp; Equivalents</b>							
<b>CASH</b>							
PRINCIPAL			\$9,999,999,999.99	\$9,999,999,999.99	\$9,999,999,999.99		
INCOME			9,999,999,999.99	9,999,999,999.99	9,999,999,999.99		
<b>Total Cash</b>			<b>\$99,999,999,999.99</b>	<b>\$99,999,999,999.99</b>	<b>\$99,999,999,999.99</b>		
<b>MONEY MARKET</b>							
ASSET LONG NAME	9,999,999,999.999	\$9,999,999,999.999	\$9,999,999,999.99	\$9,999,999,999.99	\$9,999,999,999.99	\$9,999,999,999.99	99.99%
UP-TD-10-LINESXXXXXXXXXXXXXXXXXXXXXXXXXXXX							
ASSET LONG NAME	9,999,999,999.999	9,999,999,999.999	9,999,999,999.99	9,999,999,999.99	9,999,999,999.99	9,999,999,999.99	99.99%
UP-TD-10-LINESXXXXXXXXXXXXXXXXXXXXXXXXXXXX							
ASSET LONG NAME	9,999,999,999.999	9,999,999,999.999	9,999,999,999.99	9,999,999,999.99	9,999,999,999.99	9,999,999,999.99	99.99%
UP-TD-10-LINESXXXXXXXXXXXXXXXXXXXXXXXXXXXX							
<b>Total Money Market</b>			<b>\$99,999,999,999.99</b>	<b>\$99,999,999,999.99</b>	<b>\$99,999,999,999.99</b>	<b>\$99,999,999,999.99</b>	<b>99.99%</b>
<b>OTHER</b>							
ASSET LONG NAME	9,999,999,999.999	\$9,999,999,999.999	\$9,999,999,999.99	\$9,999,999,999.99	\$9,999,999,999.99	\$9,999,999,999.99	99.99%
UP-TD-10-LINESXXXXXXXXXXXXXXXXXXXXXXXXXXXX							
ASSET LONG NAME	9,999,999,999.999	9,999,999,999.999	9,999,999,999.99	9,999,999,999.99	9,999,999,999.99	9,999,999,999.99	99.99%
UP-TD-10-LINESXXXXXXXXXXXXXXXXXXXXXXXXXXXX							
ASSET LONG NAME	9,999,999,999.999	9,999,999,999.999	9,999,999,999.99	9,999,999,999.99	9,999,999,999.99	9,999,999,999.99	99.99%
UP-TD-10-LINESXXXXXXXXXXXXXXXXXXXXXXXXXXXX							
<b>Total Other</b>			<b>\$99,999,999,999.99</b>	<b>\$99,999,999,999.99</b>	<b>\$99,999,999,999.99</b>	<b>\$99,999,999,999.99</b>	<b>99.99%</b>
<b>Total Cash &amp; Equivalents</b>			<b>\$99,999,999,999.99</b>	<b>\$99,999,999,999.99</b>	<b>\$99,999,999,999.99</b>	<b>\$99,999,999,999.99</b>	<b>99.99%</b>

**Asset Detail**

15 This section displays the individual investments held at the end of the statement period by asset type. The asset categories and their totals are easily identified in bold print. The column headings change based on the investment category, including Quantity or Par Value, Price, Value Carried (if assets are not scheduled for month end pricing) or Market Value, Cost Basis, Unrealized Gain/Loss, Estimated Annual Income or Accrued Income (for accounts set to display accruals) and Current Yield or Yield to Maturity for bonds. If you receive a consolidated statement, the description of each asset will include the sub-account number in which the asset is held. For accounts holding liabilities, Liability Detail is listed just before the Total Account Value.



Account Statement For:  
ACCOUNT SHORT NAME XXXX XXXX XXXX XXX

Period Covered: January 1, 2010 - January 31, 2010  
Account Number 99999999999

**16 TRANSACTION DETAIL** (by category - indicator for prototype only)

DATE	QUANTITY	DESCRIPTION	PRINCIPAL CASH	INCOME CASH	COST BASIS
<b>Purchases</b>					
<b>Beginning Balance</b>					
			<b>\$99,999,999,999.99</b>	<b>\$99,999,999,999.99</b>	<b>\$99,999,999,999.99</b>
99/99/99	9,999,999,999.999	60 CHARACTER DESCRIPTIONXXXXXXXXXXXXXXXXXXXX UP-TD-12-LINESXXXXXXXXXXXXXXXXXXXXXXXXXXXX CURF_XXXXXXXXXXXX COMMISSION_XXXXXXXXXXXXXXXXXXXX TRADE PRICE_XXXXXXXXXXXXXXXXXXXX 50 CHARACTER EXPLANATION_XXXX	-\$9,999,999,999.99		\$9,999,999,999.99
<b>Total Purchases</b>			<b>-\$99,999,999,999.99</b>		<b>\$99,999,999,999.99</b>
<b>Sales</b>					
99/99/99	9,999,999,999.999	60 CHARACTER DESCRIPTIONXXXXXXXXXXXXXXXXXXXX UP-TD-12-LINESXXXXXXXXXXXXXXXXXXXXXXXXXXXX		\$9,999,999,999.99	-\$9,999,999,999.99
<b>Total Sales</b>				<b>\$99,999,999,999.99</b>	<b>-\$99,999,999,999.99</b>
<b>Cash Receipts</b>					
<b>TAXABLE</b>					
<b>INCOME - Interest</b>					
99/99/99		60 CHARACTER DESCRIPTIONXXXXXXXXXXXXXXXXXXXX		\$9,999,999,999.99	
<b>Total Taxable Income - Interest</b>				<b>\$99,999,999,999.99</b>	
<b>INCOME - Dividends</b>					
99/99/99		60 CHARACTER DESCRIPTIONXXXXXXXXXXXXXXXXXXXX UP-TD-12-LINESXXXXXXXXXXXXXXXXXXXXXXXXXXXX		\$9,999,999,999.99	
<b>Total Taxable Income - Dividends</b>				<b>\$99,999,999,999.99</b>	
<b>INCOME - Real Assets</b>					
99/99/99		60 CHARACTER DESCRIPTIONXXXXXXXXXXXXXXXXXXXX UP-TD-12-LINESXXXXXXXXXXXXXXXXXXXXXXXXXXXX		\$9,999,999,999.99	
<b>Total Taxable Income - Real Assets</b>				<b>\$99,999,999,999.99</b>	

**Transaction Detail**

16 Transaction Detail is presented categorically by transaction type. Alternatively, you may request transactions be displayed chronologically by transaction date. Whether presented by transaction type or date, the detail includes the beginning and ending cash balances (for both Principal and Income portfolios as appropriate), the transaction description, the transaction amount and the cost basis (where appropriate). If you receive a consolidated statement, the description of each transaction will include the sub-account number in which the transaction occurred. The Wells Fargo Bank Fees are shown at the end of the Transaction Detail section for easy identification.

Please contact a member of your relationship team if you wish to change the type of transaction detail you receive.

Account Statement For: **WELLS FARGO**  
ACCOUNT SHORT NAME XXXX XXXX XXXX  
Period Covered: January 1, 2010 - January 31, 2010  
Account Number 99999999999

### 17 REALIZED GAIN/LOSS DETAIL

Date	Quantity	Asset Description	Cost Basis	Proceeds	Short Term Realized Gain/Loss	Long Term Realized Gain/Loss
99/99/99	9,999,999,999.99	AMGEN INC 150 UNITS ACQUIRED ON 11/29/02 200 UNITS ACQUIRED ON 11/29/02 50 UNITS ACQUIRED ON 11/29/02	-\$9,999,999,999.99 \$9,999,999,999.99 \$9,999,999,999.99 \$9,999,999,999.99	\$9,999,999,999.99 \$9,999,999,999.99 \$9,999,999,999.99 \$9,999,999,999.99	\$9,999,999,999.99 \$9,999,999,999.99 \$9,999,999,999.99 \$9,999,999,999.99	\$9,999,999,999.99 \$9,999,999,999.99 \$9,999,999,999.99 \$9,999,999,999.99
99/99/99	9,999,999,999.99	ANHEUSER-BUSCH COS INC 300 UNITS ACQUIRED ON 11/27/02	-\$9,999,999,999.99 \$9,999,999,999.99	\$9,999,999,999.99 \$9,999,999,999.99	-\$9,999,999,999.99 \$9,999,999,999.99	\$9,999,999,999.99 \$9,999,999,999.99
99/99/99	9,999,999,999.99	GENERAL DYNAMICS CORP 250 UNITS ACQUIRED ON 12/06/02 500 UNITS ACQUIRED ON 12/06/02 250 UNITS ACQUIRED ON 12/06/02	-\$9,999,999,999.99 \$9,999,999,999.99 \$9,999,999,999.99 \$9,999,999,999.99	\$9,999,999,999.99 \$9,999,999,999.99 \$9,999,999,999.99 \$9,999,999,999.99	-\$9,999,999,999.99 \$9,999,999,999.99 \$9,999,999,999.99 \$9,999,999,999.99	\$9,999,999,999.99 \$9,999,999,999.99 \$9,999,999,999.99 \$9,999,999,999.99
99/99/99	9,999,999,999.99	ASSET SHORT NAMEXXXXXXXXXXXXXXXXXXXX 999 UNITS ACQUIRED ON 99/99/99	-\$9,999,999,999.99 \$9,999,999,999.99	\$9,999,999,999.99 \$9,999,999,999.99	-\$9,999,999,999.99 \$9,999,999,999.99	\$9,999,999,999.99 \$9,999,999,999.99
99/99/99	9,999,999,999.99	ASSET SHORT NAMEXXXXXXXXXXXXXXXXXXXX 999 UNITS ACQUIRED ON 99/99/99	-\$9,999,999,999.99 \$9,999,999,999.99	\$9,999,999,999.99 \$9,999,999,999.99	-\$9,999,999,999.99 \$9,999,999,999.99	\$9,999,999,999.99 \$9,999,999,999.99
<b>Total This Period</b>			<b>-\$99,999,999,999.99</b>	<b>\$99,999,999,999.99</b>	<b>\$99,999,999,999.99</b>	<b>\$99,999,999,999.99</b>

Federal Tax Disclosure Message goes here.

### 18 UNSETTLED TRADES

Description	Quantity	Trade Date	Settlement Date	Accrued Interest	Amount
<b>Purchases</b>					
ASSET LONG NAMEXXXXXXXXXXXXXXXXXXXX UP_TO_10LINESXXXXXXXXXXXXXXXXXXXX	9,999,999,999.99	99/99/99	99/99/99	-\$99,999,999.99	-\$9,999,999,999.99
ASSET LONG NAMEXXXXXXXXXXXXXXXXXXXX UP_TO_10LINESXXXXXXXXXXXXXXXXXXXX	9,999,999,999.99	99/99/99	99/99/99	-\$99,999,999.99	-\$9,999,999,999.99
<b>Total Purchases</b>				<b>-\$99,999,999,999.99</b>	<b>-\$99,999,999,999.99</b>
<b>Sales</b>					
ASSET LONG NAMEXXXXXXXXXXXXXXXXXXXX UP_TO_10LINESXXXXXXXXXXXXXXXXXXXX	9,999,999,999.99	99/99/99	99/99/99	\$99,999,999.99	\$9,999,999,999.99
<b>Total Sales</b>				<b>\$99,999,999,999.99</b>	<b>\$99,999,999,999.99</b>

## Realized Gain/Loss Detail

**17 Realized Gain/Loss Detail** lists the short- and long-term realized gains or losses resulting from the transactions during the reporting period. The asset description for each sale includes the acquisition date and quantity of every individual lot sold within the transaction. If you receive a consolidated statement, the description of each sale will include the sub-account number in which the transaction occurred. (Realized Gain/Loss information is provided as a planning aid, but is not provided for tax preparation purposes.)

## Unsettled Trades

**18 Unsettled Trades** reflects purchases and sales that have occurred, but will settle after the close of this reporting period. The quantity, amount and accrued interest details are provided for each unsettled trade.

Account Statement For: **WELLS FARGO**  
ACCOUNT SHORT NAME XXXX XXXX XXXX  
Period Covered: January 1, 2010 - January 31, 2010  
Account Number 99999999999

### 19 CASH SWEEP ACTIVITY DETAIL

Date	Quantity	Description	Principal Cash	Income Cash	Cost Basis
<b>Purchases</b>					
99/99/99	9,999,999,999.99	36CHARACTERSXXXXXXXXXXXXXXXXXXXX	-\$9,999,999,999.99		\$9,999,999,999.99
99/99/99	9,999,999,999.99	DESCRIPTION OF FUND		-\$999,999,999.99	9,999,999,999.99
99/99/99	9,999,999,999.99	DESCRIPTION OF FUND		-\$999,999,999.99	9,999,999,999.99
<b>Total Purchases</b>			<b>-\$99,999,999,999.99</b>	<b>-\$999,999,999.99</b>	<b>\$99,999,999,999.99</b>
<b>Sales</b>					
99/99/99	9,999,999,999.99	DESCRIPTION OF FUND		\$999,999,999.99	-\$9,999,999,999.99
99/99/99	9,999,999,999.99	DESCRIPTION OF FUND	\$999,999,999.99		-\$9,999,999,999.99
99/99/99	9,999,999,999.99	DESCRIPTION OF FUND		-\$999,999,999.99	9,999,999,999.99
<b>Total Sales</b>			<b>\$99,999,999,999.99</b>	<b>\$999,999,999.99</b>	<b>-\$99,999,999,999.99</b>

### 20 COMMON TRUST FUND COST BASIS ADJUSTMENT SUMMARY

Description	Beginning Cost Basis	Purchases	Sales	Cost Basis Adjustment	Ending Cost Basis
36CHARACTERSXXXXXXXXXXXXXXXXXXXX	\$9,999,999,999.99	\$9,999,999,999.99	-\$9,999,999,999.99	\$9,999,999,999.99	\$9,999,999,999.99
COMMON TRUST FUND NAME	9,999,999,999.99	9,999,999,999.99	-\$9,999,999,999.99	-\$999,999,999.99	9,999,999,999.99
COMMON TRUST FUND NAME	9,999,999,999.99	9,999,999,999.99	-\$9,999,999,999.99	-\$999,999,999.99	9,999,999,999.99
COMMON TRUST FUND NAME	9,999,999,999.99	9,999,999,999.99	-\$9,999,999,999.99	-\$999,999,999.99	9,999,999,999.99

Disclosure message goes here. Disclosure message goes here. Disclosure message goes here. Disclosure message goes here. Disclosure message goes here. Disclosure message goes here. Disclosure message goes here.

## Cash Sweep Activity Detail

**19** You may request that your statement include detailed cash-sweep activity in addition to the summary information provided in the Transaction Detail section. This section lists every cash management transaction to (Purchase) or from (Sale) the designated sweep investment vehicle. Please contact a member of your relationship team if you wish to change the level of Cash Sweep Activity Detail you receive.

## Common Trust Fund Cost Basis Adjustment Summary

**20** This summary lists the beginning cost basis, the cost of additional units purchased and the cost of units sold during the period for each common trust fund held in the account. The cost basis adjustment may also include gains or losses taken when securities are sold within the common trust funds. The last column shows the ending cost basis.

## Disclosure Messages

The final statement page contains important Disclosure information relevant to your account. Also note that some disclosure messages may appear within the statement to highlight information about a specific section of the statement. These messages are provided to assist you in understanding both the benefits and limitations of the account information contained in this statement.

# Comprehensive planning and solutions to help you reach your financial goals

You have access to a team of experienced professionals to help you identify your objectives and tolerance for risk, monitor and measure your progress, and provide ongoing guidance.

Your dedicated relationship manager can bring together a team of people from a variety of financial disciplines at convenient locations across the country to assist you with:

- Investments
- Trust
- Banking
- Wealth Planning
- Insurance

Please contact your relationship manager to discuss the best solutions for meeting your short and long-term objectives.

**Investment Products:**

- ▶ Are NOT insured by the FDIC or any other federal government agency   ▶ Are NOT deposits of or guaranteed by the Bank or any Bank affiliate   ▶ May Lose Value

Wells Fargo Wealth Management provides products and services through Wells Fargo Bank, N.A. and its various affiliates and subsidiaries.